

Surface-mounted luminaire - Multilayer lighting technology - direct distribution

Sheet steel housing suitable, rectangular cross section; suitable for use in clean rooms and clean room areas per DIN 14644-1; manufactured per IPA provisions, as well as the directives for quality assurance GMP (Good Manufacturing Practice); Housing colour traffic white RAL 9016; Light distribution direct distribution by means of Multilayer lighting technology of PMMA, Using CDP micro prism pane and forward-scattering diffuser foil as multilayer technology, with clear cover made of laminated safety glass, UGR (4H/8H) 19.1. Integrated LED driver design.. Electrical connection and connection of control cable using 5-pole connection terminal with plug-in contacts; Luminous flux in emergency light mode 10964 lm. The aduna clean room luminaire is suitable for direct voltage (0/50Hz), emergency luminaires must have additional marking. Suitable for air purity class ISO 14644-1 Class 2 with excellent to very good results in terms of microbial metabolic potential and chemical resistance.

## CHARACTERISTICS

Order number	62152016670
EAN number	4020863436101
Commodity code	94051190
Certification mark	IP 65, Protection class I, F, D, Clean room, HACCP DIN10500/Food/IFS/BRC, Indoor, CE
Impact resistance (IK rating)	IK07 (-20°C bis 35°C)
Ambient temperatur	ta -20°C to 35°C
Special properties	Ready for IoT
Warranty period	7 years
State funding programs	BEG - Federal funding for efficient buildings (valid only for Germany)

## ELECTRICAL ENGINEERING

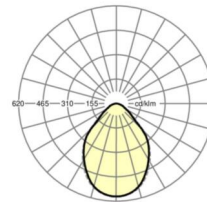
Controller	Electronic driver DALI2 (2 pcs.)
System output	87W
Mains voltage	230V/50Hz
Circuit breakers (inrush current)	15 pieces/B10, 24 pieces/B16, 24 pieces/C10, 40 pieces/C16
Energy efficiency class/light source	C

## LIGHTING TECHNOLOGY

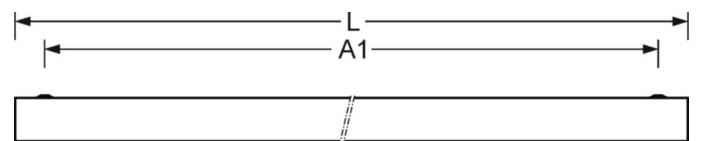
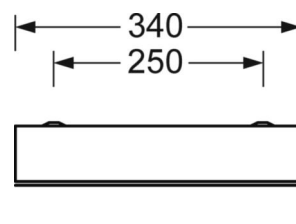
Placement	LED, Colour rendering/Light colour CRI ≥ 80 / 4000K
Colour tolerance (MacAdam)	3SDCM
Photobiological safety (Luminaire)	RG0
Nominal luminous flux	10964lm
Nominal luminous flux-emergency lighting mode	10964lm
LED service life	80000h L80/B10 (Tq 35°C), 90000h L80/B10 (Tq 25°C), 40000h L90/B10 (Tq 25°C)
Luminaire luminous efficiency	126lm/W
UGR lat./long.	19.0 / 19.1

## DEEP-LINK

<https://www.regiolum.de/en/article/62152016670>



Reference	LED 11000lm 840
ηLB	100 %
Φ ↓/↑	100 % / 0 %
UGR lat./long.	19.0 / 19.1



**MECHANICS**

<b>Housing colour</b>	traffic white RAL 9016
<b>Dimensions (LxWxH/DxH)</b>	1473mm x 340mm x 75mm
<b>Ceiling system</b>	cut-out ceilings [AD]
<b>Weight (net)</b>	15.4kg
<b>Cable entry KE (X/Y)</b>	65mm/150mm
<b>Type of installation</b>	Ceiling-mounted single installation, Ceiling-mounted trunking installation, Installation in clean room ceilings, Ceiling installation individual mounting

**Dimensions**

<b>L</b>	1473 mm	Length
<b>B</b>	340 mm	Width
<b>H</b>	75 mm	Height
<b>A1</b>	1380 mm	Mounting distance single mounting
<b>A3</b>	93 mm	Mounting distance between luminaires in a light run arrangement
<b>X</b>	65 mm	Distance cable infeed to the center of the luminaire on the X-axis
<b>Y</b>	150 mm	Distance cable infeed to the center of the luminaire on the Y-axis

